

# Original Stalls



## Specifications

- **Dimensions:**
  - 12': 140 1/2" L x 2" W x 85" H
  - 10': 116 1/2" L x 2" W x 85" H
- **Materials:**
  - **Frames:** 2" x 14 gauge round
  - **Vertical Rails:** 1" x 14 gauge round, 3" spacing
  - **Feed Door:** 1" x 14 gauge round
- **Weights (in pounds):**
  - **Fronts:** 10' - 230, 12' - 260
  - **Vertical Rail Divider:** 10' - 160, 12' - 185
  - **Solid Divider:** 10' - 135, 12' - 155
- **Paint:** Baked on powder coat paint
- **Warranty:** 1 year



Vertical Rail Divider



Solid Divider



Front

Connectors sold separately

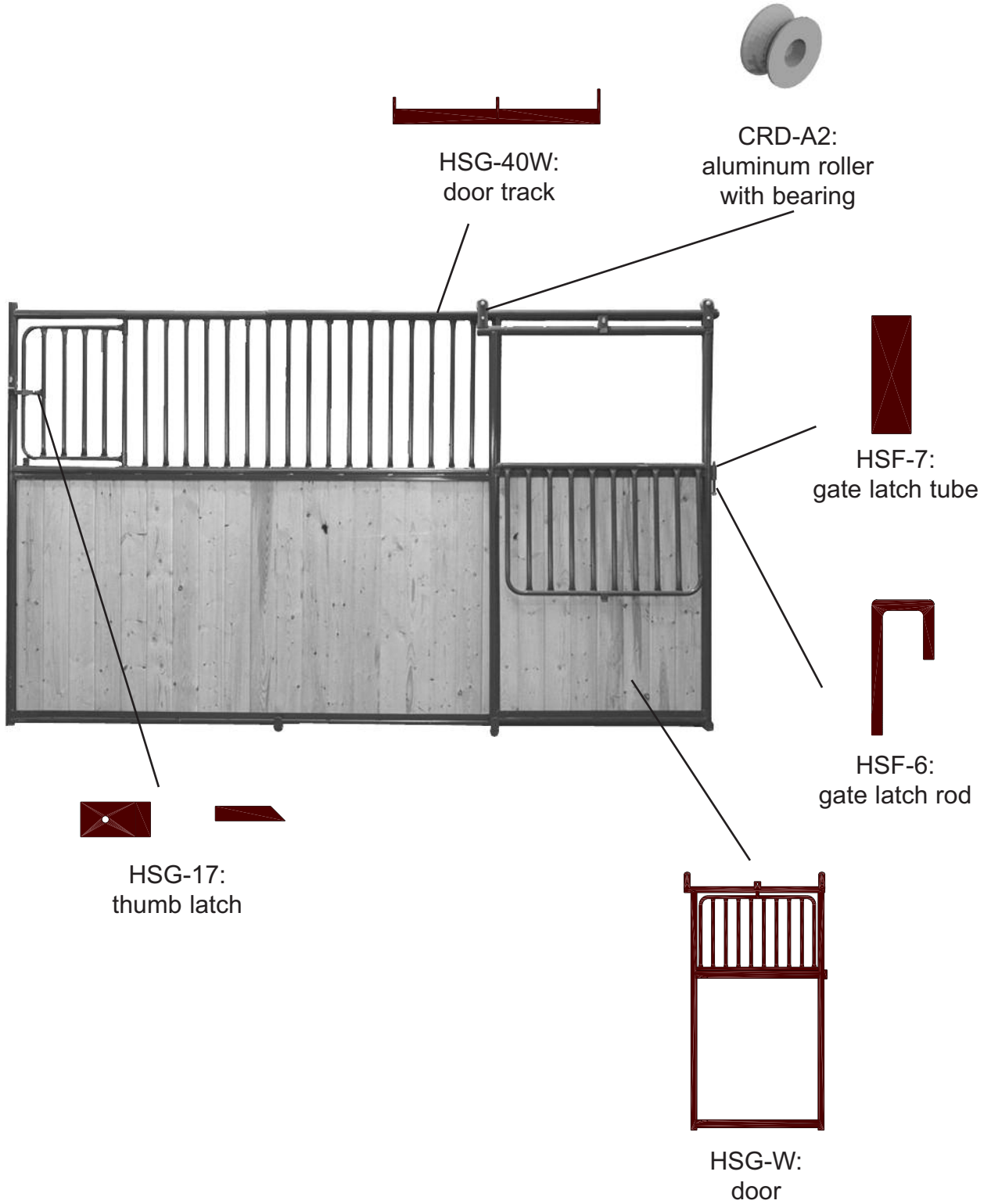
Lumber not included

## Highlighted Features & Advantages

- Safe, heavy duty construction
- 4' stall door on aluminum rollers with bearings is quiet, rolls easily and does not rust
- Also available with door on reverse side
- Rolling door has large drop down grill
- Feed door hinges out for easy feeding
- Can be set-up as a free standing box stall
- Wood easily inserts into track vertically

# Original Stalls

## Parts List



# Lumber Requirements

For Original & Traditional Stalls

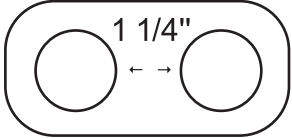
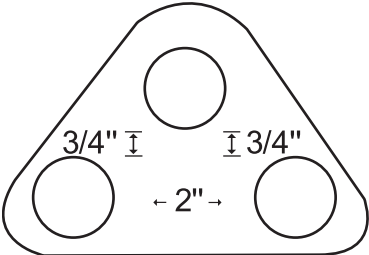
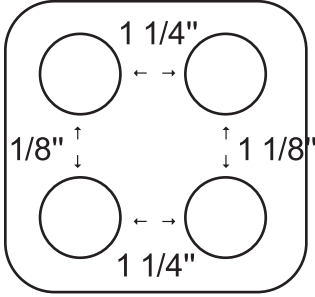
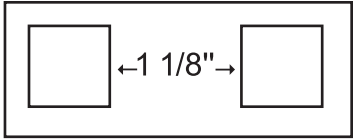
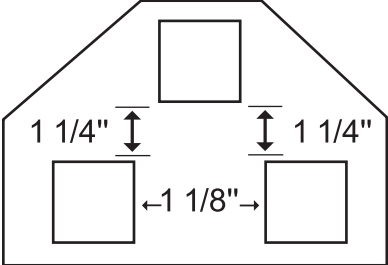
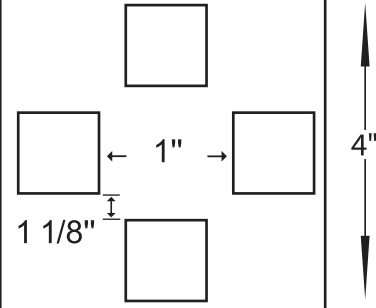
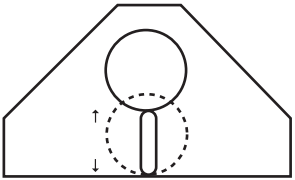
- Recommended lumber is 2" x 6" tongue and groove
- Based on 5" width

*Measure stalls to confirm the measurements prior to cutting lumber*

| <u>Component</u>                 | <u>Original</u>                                                            | <u>Traditional</u>                                                         |
|----------------------------------|----------------------------------------------------------------------------|----------------------------------------------------------------------------|
| <b>10' Front</b>                 |                                                                            |                                                                            |
| Main Panel                       | 15 pieces x 47 3/4" long<br>overall width 70 1/4"                          | 8 pieces x 47 3/4" long<br>overall width 38 1/4"                           |
| Door                             | 8 pieces x 47 3/4" long<br>overall width 40"                               | 9 pieces x 47 3/4" long<br>overall width 44"                               |
| Below Feed Opening               | N/A                                                                        | 6 pieces x 33 3/4" long<br>overall width 26"                               |
| <b>12' Front</b>                 |                                                                            |                                                                            |
| Main Panel                       | 19 pieces x 47 3/4" long<br>overall width 94 1/4"                          | 13 pieces x 47 3/4" long<br>overall width 62 1/4"                          |
| Door                             | 8 pieces x 47 3/4" long<br>overall width 40"                               | 9 pieces x 47 3/4" long<br>overall width 44"                               |
| Below Feed Opening               | N/A                                                                        | 6 pieces x 33 3/4" long<br>overall width 26"                               |
| <b>Dividers</b>                  |                                                                            |                                                                            |
| <b>10' Vertical Rail Divider</b> | 23 pieces x 47 3/4" long<br>overall width 112 1/4"                         | 23 pieces x 47 3/4" long<br>overall width 112 1/4"                         |
| <b>12' Vertical Rail Divider</b> | 28 pieces x 47 3/4" long<br>overall width 136"                             | 28 pieces x 47 3/4" long<br>overall width 136"                             |
| <b>10' Solid Divider</b>         | 23 pieces x 47 3/4" long<br>23 pieces x 29" long<br>overall width 112 1/4" | 23 pieces x 47 3/4" long<br>23 pieces x 29" long<br>overall width 112 1/4" |
| <b>12' Solid Divider</b>         | 28 pieces x 47 3/4" long<br>28 pieces x 29" long<br>overall width 136"     | 28 pieces x 47 3/4" long<br>28 pieces x 29" long<br>overall width 136"     |

*Note: the last piece in each panel may need to be trimmed to ensure a good fit.*

# Stall Connectors

|                                                                                   |                                                                                                                            |                                                                                      |
|-----------------------------------------------------------------------------------|----------------------------------------------------------------------------------------------------------------------------|--------------------------------------------------------------------------------------|
|  |                                          |   |
| <p>HS2WAY: Round Two-Way</p>                                                      | <p>HS3WAY: Round Three-Way</p>                                                                                             | <p>HS34WAY: Round Four-Way</p>                                                       |
|  |                                         |  |
| <p>CLVS2WAY:<br/>Square Two-Way</p>                                               | <p>CLVS3WAY:<br/>Square Three-Way</p>                                                                                      | <p>CLVS4WAY:<br/>Square Four-Way</p>                                                 |
|                                                                                   |  <p>Adjustable from 1/8" to 2 3/8"</p> |                                                                                      |
|                                                                                   | <p>HS1ADJ: Round Wall Mount<br/>(adjustable)</p>                                                                           |                                                                                      |

## Highlighted Features & Advantages

- Hold stalls securely together at both the top and bottom
- Adjustable wall brackets allow you to mount a stall panel directly to the wall
- Connector can be bolted to floor or overhead joyce for more stability
- Sold in pairs

**Custom connectors are available with round & square tube combinations**